

Fix-it Retaining Strap – Prescription.

Product Code	Size	Quantity	PIP Code
10644A	Medium (45cm)	5	348-9184
10645B	Long (80cm)	5	348-9192
10646C	Short (35cm)	5	348-9176
10647D	Adjustable (150cm)	5	383-4819

Using a Measuring tape, measure around the point you intend to wear the **Fix-it** Strap. Select the corresponding size from the above table.

Any excess strap can be cut to fit

 **Great Bear**[®] Healthcare

Fix-it Retaining Strap

A Quick Look Guide



"Best practice suggests catheters are secured to avoid trauma"

National Institute for Health and Care Excellence, (2012).

Great Bear Healthcare Ltd
1 Lambourne Crescent,
Cardiff Business Park,
Cardiff, CF14 5GF
T +44 (0) 29 2074 7770

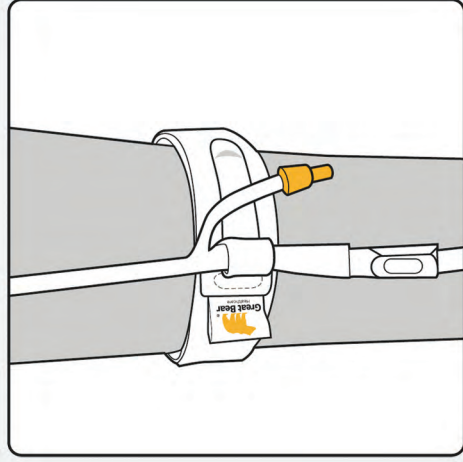
mail@gbhl.co.uk
www.greatbearhealthcare.co.uk

FIXITQUICKGUIDE/DEV2/2019

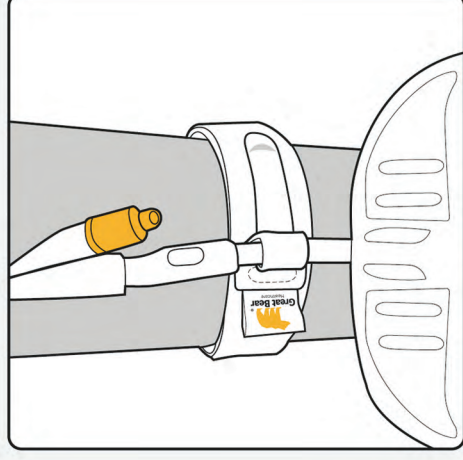


The Fix-it Retaining Strap is designed to secure Indwelling and Suprapubic Catheters, as well as Leg Bag tubing with a Sheath System.

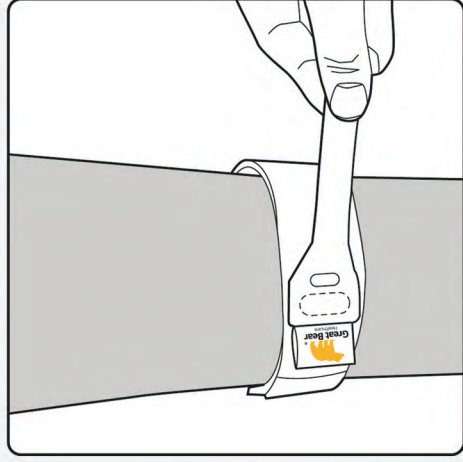
Usage Instructions



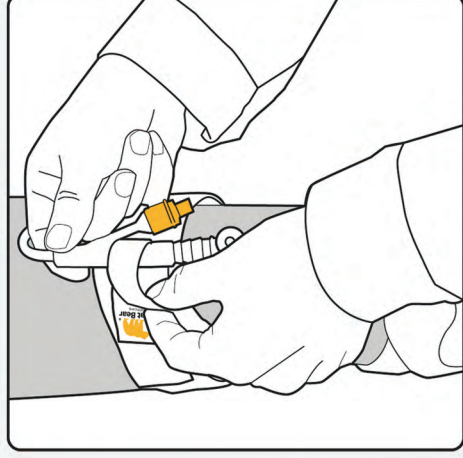
OR



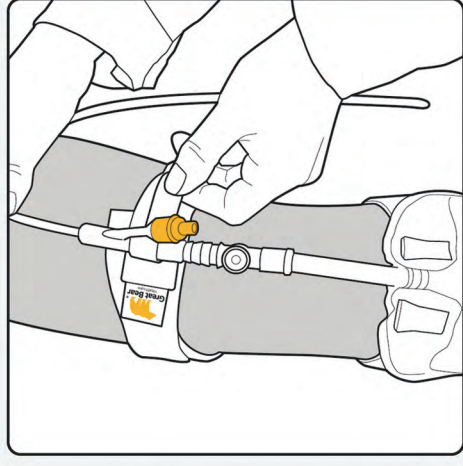
Step 1. Use the Fix-it Retaining Strap to secure the Catheter at the bifurcation point or around the tubing of the Leg Bag



Step 2. Pull Fix-it tie away from strap



Step 3. Wrap the Fix-it tie back on itself around the tubing/Catheter



Step 4. Push tab through eyelet and secure in place



"It is important to secure the Catheter after insertion to prevent movement & urethral traction"